



In following-up, pls. cite DMS ref #

2020-BD-0115412

REPUBLIC OF THE PHILIPPINES
DEPARTMENT OF BUDGET AND MANAGEMENT
GENERAL SOLANO STREET, SAN MIGUEL, MANILA

ACKNOWLEDGEMENT RECEIPT

The **DEPARTMENT OF BUDGET AND MANAGEMENT** hereby acknowledges the receipt of your letter/request which has been uploaded to the DBM-Document Management System and routed to the appropriate office/s with the following information:

Sender: NSC - PERSONAL DELIVERY

Document Title: NSC-FY 2021 BED 1 AND BED 3

Document Reference No: 2020-BD-0115412

Date and Time Uploaded: Friday, December 4, 2020 11:47:00 AM

Uploaded By: RECEIVING ISAY

Routed To: BMB-D Teresita Dela Pena


CC:

Total no of pages received: 1 copy and 4 pages

The determination of the completeness of the documentary requirements submitted, if any, is subject to the evaluation of the technical person in charge.

This receipt is system generated and does not require signature.

Received by:





DOCUMENT
MANAGEMENT
SYSTEM


FY 2021 MONTHLY DISBURSEMENT PROGRAM
(In Thousand Pesos)

Department : Other Executive Offices
 Agency : National Security Council
 Operating Unit : N/A
 Organization Code (UACS) : 26024000000
 Report Status : FOR REVIEW

Particulars	UACS CODE	Total Programs	Tax Rem Advice (TRA)	Net Program	Full Year Requirement																
					Quarter 1				Quarter 2				Quarter 3				Quarter 4				Full Year
					Jan	Feb	March	Sub Total	April	May	June	Sub Total	July	Aug	Sep	Sub Total	Oct	Nov	Dec	Sub Total	Total
1	2	3	4	5	6	7	8	9=6+7+8	10	11	12	13=10+11+12	14	15	16	17=14+15+16	18	19	20	21=18+19+20	22
Part A		213,619	10,181	203,438	15,594	15,594	16,218	47,406	15,594	22,530	15,595	53,719	15,594	16,362	15,596	47,552	15,595	23,050	16,116	54,761	203,438
I. NOTICE OF CASH ALLOCATION		213,619	10,181	203,438	15,594	15,594	16,218	47,406	15,594	22,530	15,595	53,719	15,594	16,362	15,596	47,552	15,595	23,050	16,116	54,761	203,438
A. FISCAL YEAR'S (FY) BUDGET		213,619	10,181	203,438	15,594	15,594	16,218	47,406	15,594	22,530	15,595	53,719	15,594	16,362	15,596	47,552	15,595	23,050	16,116	54,761	203,438
New General Appropriations		213,619	10,181	203,438	15,594	15,594	16,218	47,406	15,594	22,530	15,595	53,719	15,594	16,362	15,596	47,552	15,595	23,050	16,116	54,761	203,438
COMPREHENSIVE RELEASE		203,631	10,181	193,450	14,762	14,762	15,386	44,910	14,762	21,697	14,762	51,221	14,762	15,530	14,763	45,055	14,763	22,218	15,283	52,264	193,450
Current Year		203,631	10,181	193,450	14,762	14,762	15,386	44,910	14,762	21,697	14,762	51,221	14,762	15,530	14,763	45,055	14,763	22,218	15,283	52,264	193,450
National	1101101	203,631	10,181	193,450	14,762	14,762	15,386	44,910	14,762	21,697	14,762	51,221	14,762	15,530	14,763	45,055	14,763	22,218	15,283	52,264	193,450
PS		110,468	5,523	104,945	7,387	7,387	8,011	22,785	7,387	14,322	7,387	29,096	7,387	8,154	7,387	22,928	7,387	14,842	7,907	30,136	104,945
MOOE		93,163	4,658	88,505	7,375	7,375	7,375	22,125	7,375	7,375	7,375	22,125	7,375	7,376	7,376	22,127	7,376	7,376	7,376	22,128	88,505
CO																					
Automatic Appropriations		9,988		9,988	832	832	832	2,496	832	833	833	2,498	832	832	833	2,497	832	832	833	2,497	9,988
COMPREHENSIVE RELEASE		9,988		9,988	832	832	832	2,496	832	833	833	2,498	832	832	833	2,497	832	832	833	2,497	9,988
Current Year		9,988		9,988	832	832	832	2,496	832	833	833	2,498	832	832	833	2,497	832	832	833	2,497	9,988
Insurance Premiums	1104102	9,988		9,988	832	832	832	2,496	832	833	833	2,498	832	832	833	2,497	832	832	833	2,497	9,988
PS		9,988		9,988	832	832	832	2,496	832	833	833	2,498	832	832	833	2,497	832	832	833	2,497	9,988
FY BUDGET		213,619	10,181	203,438	15,594	15,594	16,218	47,406	15,594	22,530	15,595	53,719	15,594	16,362	15,596	47,552	15,595	23,050	16,116	54,761	203,438
PS		120,456	5,523	114,933	8,219	8,219	8,843	25,281	8,219	15,155	8,220	31,594	8,219	8,986	8,220	25,425	8,219	15,674	8,740	32,633	114,933
MOOE		93,163	4,658	88,505	7,375	7,375	7,375	22,125	7,375	7,376	7,376	22,127	7,375	7,376	7,376	22,127	7,376	7,376	7,376	22,128	88,507
CO			0		0	0	0		0	0	0		0	0	0		0	0	0		0
TOTAL NCA PROGRAM		213,619	10,181	203,438	15,594	15,594	16,218	47,406	15,594	22,531	15,596	53,719	15,594	16,362	15,596	47,552	15,595	23,050	16,116	54,761	203,438
PS		120,456	5,523	114,933	8,219	8,219	8,843	25,281	8,219	15,155	8,220	31,594	8,219	8,986	8,220	25,425	8,219	15,674	8,740	32,633	114,933
MOOE		93,163	4,658	88,505	7,375	7,375	7,375	22,125	7,375	7,376	7,376	22,125	7,375	7,376	7,376	22,127	7,376	7,376	7,376	22,128	88,507
CO			0		0	0	0		0	0	0		0	0	0		0	0	0		0
IV. TAX REMITTANCE ADVICE			10,181	10,181	913	929	928	2,770	982	1,326	928	3,236	3,114	929	929	4,972	929	3,827	912	5,668	16,646
PS			5,523		460	460	460	1,380	460	460	460	1,380	460	460	460	1,380	461	461	461	1,383	5,523
MOOE			4,658		388	388	388	1,164	388	388	388	1,164	388	388	388	1,164	388	389	389	1,166	4,658
CO																					
VI. TOTAL DISBURSEMENT PROGRAM		213,619	10,181	203,438	7,847	7,847	8,471	24,165	7,847	14,782	7,847	30,476	7,847	8,614	7,847	24,308	7,848	15,303	8,368	31,519	110,468
PS		120,456	5,523	114,933	7,763	7,763	7,763	23,289	7,763	7,763	7,763	23,289	7,763	7,764	7,764	23,291	7,764	7,765	7,765	23,294	93,163
MOOE		93,163	4,658	88,505	7,375	7,375	7,375	22,125	7,375	7,376	7,376	22,125	7,375	7,376	7,376	22,127	7,376	7,376	7,376	22,128	88,505
CO			0		0	0	0		0	0	0		0	0	0		0	0	0		0

Prepared By: 
SERVIGON, EDWIN
 NSS V, Head Budget Division

In Coordination With: 
MARIA PURIFICACION V. SISON
 NSS V, Head Accounting Division

Approved By: 
RUFINO S. LOPEZ, JR.
 The Deputy Director-General and Chief of Staff